




## APPLICATIONS



GREY WATER PUMPS

## PUMPING DISTANCE



## WARRANTY



Product Code:  
1903

Barcode:  
EAN 3308815013190




**Domestic grey water pump**  
Low cost maintenance.  
Easy maintenance with double access to the product.

Grey water pump, easy maintenance and ideal for rental properties.

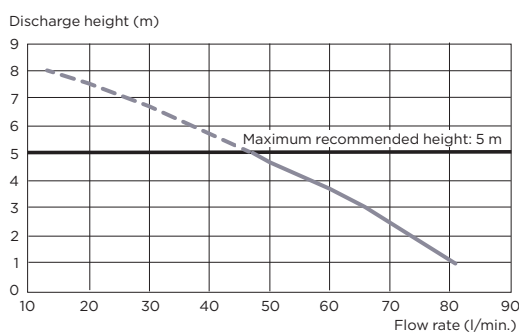
Low noise level: 46dB(A).

### DOUBLE ACCESS TO THE PRODUCT



- ➔ Direct access to the mechanical parts in case of blockage
- ➔ Direct access to the electrics for maintenance or for replacement parts.

### PUMP CURVE



### TECHNICAL FEATURES

Activation level	90 mm
Shower tray height	150 mm
Maximum flow rate	80 L/min
Low noise level	46 dB (A)
Number of entries	3
Ø inlet	40 mm
Ø discharge pipework	32 mm
Voltage	220-240V/50Hz
Motor power	400W
Maximum current	1.7 A
Electrical class	Single phase
Maximum temperature	75°C intermittently (max. 5 min)
IP rating	IP44
Weight	6.4 kg

Suitable for use with water softener

### PACKAGING

Pump  
Connectors  
Non-return valve

